



Resources for Teaching
our budding rocks of faith

Repentance, temptation & the Raising of Lazarus

Printables to accompany activities from Tending the Garden of our Hearts
WEEK 6





SCRIPTURE VERSE STICKS

These sticks can be used as prompts for reflection and discussion, or they can be used as bookmarks. They could also make a thoughtful Pascha gift.

Cut out the verse rectangles. Wrap them around jumbo craft sticks and glue them in place. You can seal them by applying a thin layer of *Mod Podge*, if you wish. Cut out the envelope template; fold and glue according to the instructions. Keep the sticks inside the envelope.




SCRIPTURE VERSE STICKS

Tuck under

Front side
.....→

Back side
.....→



 **Blessed is the man who endures temptation** 
James 1: 12






    

Tuck under

Front side
.....→

Back side
.....→



 **Rise and pray, lest you enter into temptation** 
Luke 22:46



    

Tuck under

Front side
.....→

Back side
.....→



 **The Lord knows how to deliver the godly out of temptations** 
2 Peter 2:9






    

Tuck under

Front side
.....→

Back side
.....→

 **Turn to Me with all your heart, with fasting, with weeping, and with mourning** 
Joel 2:12



SCRIPTURE VERSE STICKS






Tuck under

Front side →  **For godly sorrow produces repentance leading to salvation** *2 Corinthians 7:10* 



Back side →     





Tuck under

Front side →  **Therefore bear fruits worthy of repentance** *Luke 3:8* 



Back side →     






Tuck under

Front side →  **God is faithful, Who will not allow you to be tempted beyond what you are able** *1 Corinthians 10:13* 

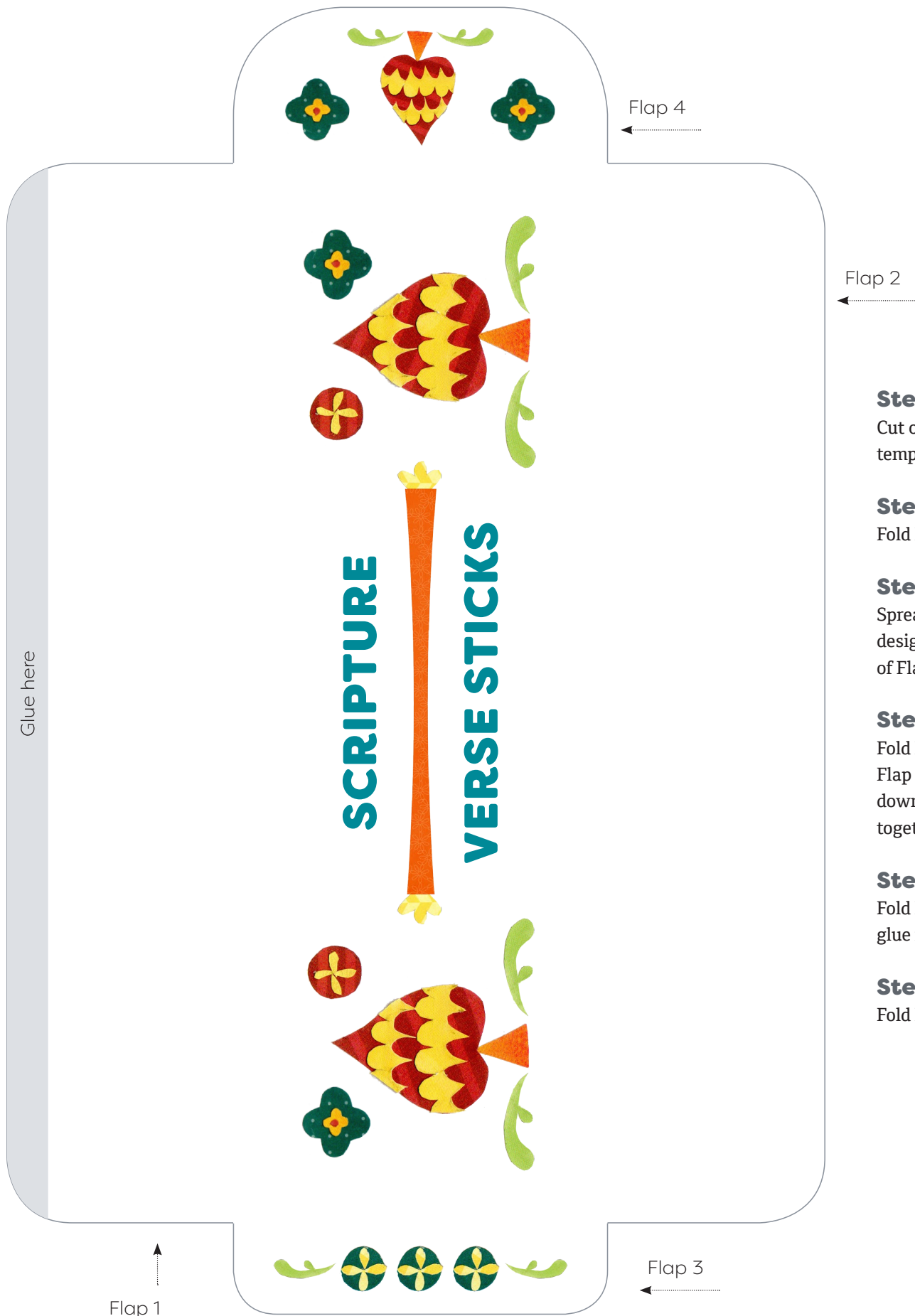
Back side →    

Tuck under

Front side →  **I humbled myself with fasting; and my prayer would return to my own heart** *Psalms 34:13* 

Back side →     

SCRIPTURE VERSE STICK ENVELOPE



Step 1

Cut out envelope template

Step 2

Fold Flap 1

Step 3

Spread glue on designated area of Flap 1

Step 4

Fold Flap 2 over Flap 1 and press down to glue together

Step 5

Fold Flap 3 and glue in place

Step 6

Fold Flap 4

THE REPENTANCE CUP

A game to help teach young children about repentance

As mentioned in *Tending the Garden of our Hearts*, when we lead a repentant life, God is able to fill us with His Grace. In this way we are like an empty cup, which is only ready to be filled when repentance is present. This game can help explain this rather abstract concept to young children in a more concrete way. The object of the game is for the player to fill his/her cup by spelling out the word “repentance”.

Preparation

- Print out the following page, one for each player, and cut out the cup content pieces.
- Print out the game board, one for each player.
- Print out the letter square page and cut out the squares. You will need at least as many REPENTANCE square sets as there are players. Place the cut-up squares inside an opaque bag (a paper lunch bag works well). The children should not be able to see inside the bag.

** For sturdiness, all game components can be laminated, or printed on card stock or premium printer paper.

How to play

- Each player receives a game board and a set of cup content pieces.
- For easy access, each player positions his/her cup content pieces on the left side of the game board, on the designated spots.
- **Round 1:** The first player reaches into the bag and takes out a letter square. S/he positions it on the appropriate spot on his/her game board. Then, she takes the cup content piece of the same color, and places it on the cup, on the designated spot. S/he passes the bag on to the next player, who does the same. When every player has done this, Round 1 is over.
- **Round 2:** The first player reaches again into the bag. If s/he takes out a new square, s/he places it on the board and continues as before. If s/he takes out a square s/he already has, s/he returns it to the bag and passes the bag on to the next player.
- The game continues in this way until a player completes the word “repentance”, thus filling up his/her cup. This player is the winner.



THE REPENTANCE CUP - CUP CONTENT PIECES



THE REPENTANCE CUP - LETTER SQUARES



RE

PE

NT

AN

CE

RE

PE

NT

AN

CE

RE

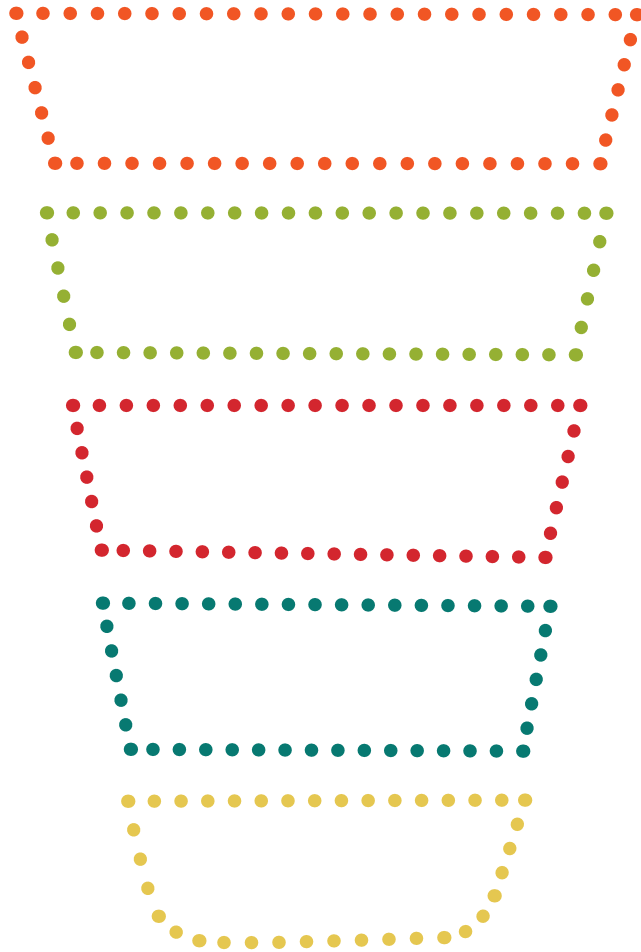
PE

NT

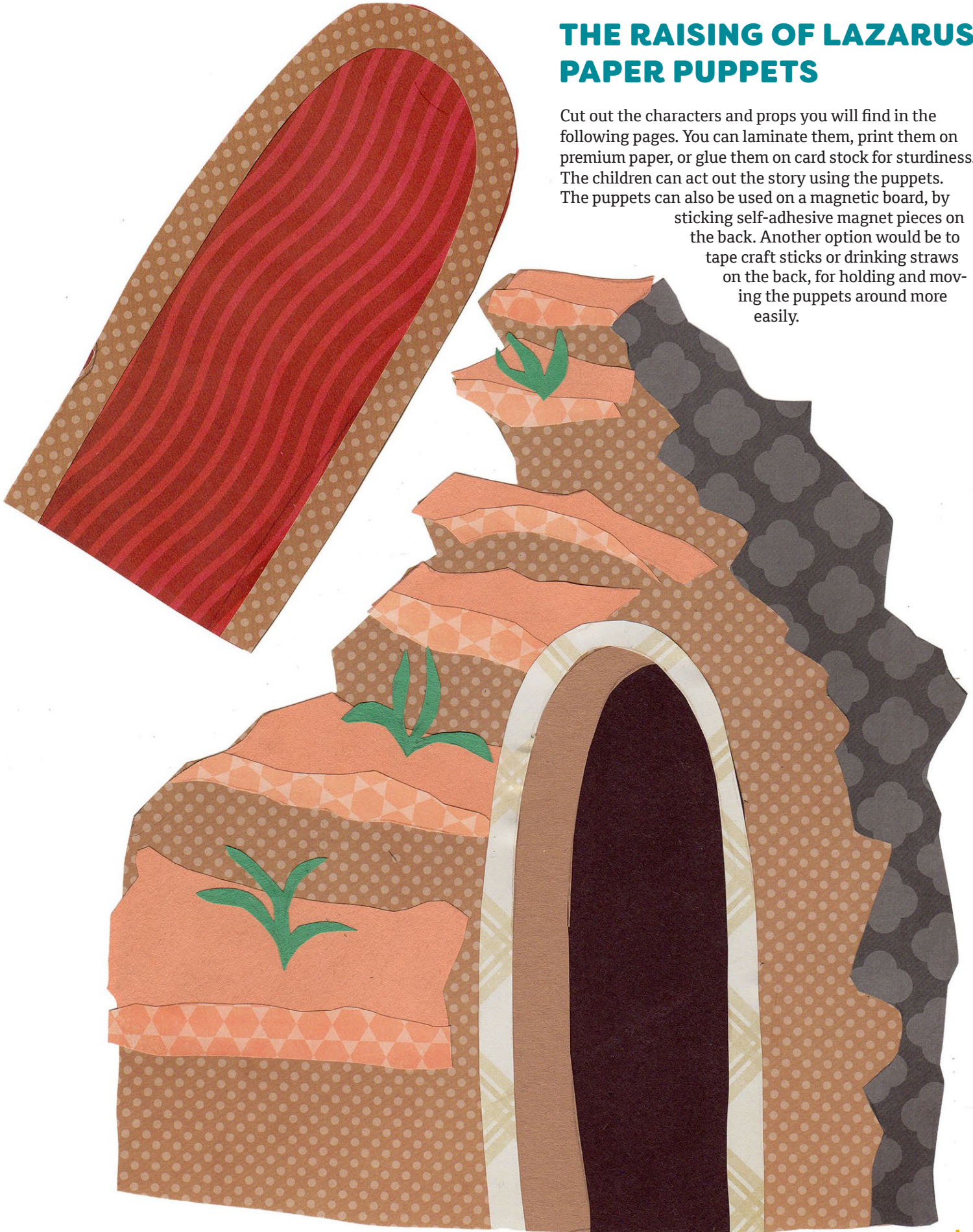
AN

CE

THE REPENTANCE CUP - GAME BOARD




RE PE NT AN CE



THE RAISING OF LAZARUS PAPER PUPPETS

Cut out the characters and props you will find in the following pages. You can laminate them, print them on premium paper, or glue them on card stock for sturdiness. The children can act out the story using the puppets. The puppets can also be used on a magnetic board, by sticking self-adhesive magnet pieces on the back. Another option would be to tape craft sticks or drinking straws on the back, for holding and moving the puppets around more easily.

Cut out the characters and props you will find in the following pages. You can laminate them, print them on premium paper, or glue them on card stock for sturdiness. The children can act out the story using the puppets. The puppets can also be used on a magnetic board, by sticking self-adhesive magnet pieces on the back. Another option would be to tape craft sticks or drinking straws on the back, for holding and moving the puppets around more easily.



COPYRIGHT © 2018 Orthodox Pebbles



Christ



Martha





Lazarus



Mary





Resources for Teaching
our budding rocks of faith

THANK YOU
for downloading this file.
We hope you enjoyed using it.

We will be happy if you visit us again at www.orthodoxpebbles.com.

Terms of use:

This file comes with a limited use licence for the original download only. Please consider the time and effort put into this project and **don't give it away to others.**

COPYRIGHT © 2018 Orthodox Pebbles. All rights reserved. Permission is granted to copy pages specifically for student or teacher use only by the original purchaser. The reproduction of this product for any other use is strictly prohibited. Copying any part of this product and placing it on the internet (even on a personal/classroom website/blog) is strictly prohibited.

Thank you for being fair and respecting our work.



Follow us on YouTube:
[Orthodox Pebbles](https://www.youtube.com/OrthodoxPebbles)



Follow us on Pinterest:
pinterest.com/orthodoxpebbles



Follow us on Facebook:
facebook.com/orthodoxpebbles



Follow us on Instagram:
instagram.com/orthodoxpebbles