




Resources for Teaching
our budding rocks of faith

Learning about PASCHA

Activities for teaching young Orthodox Christian children about Pascha



OUR LORD'S PASSION AND CRUCIFIXION



Our Lord Jesus Christ was crucified for us. At church, we relive His Passion on Holy Thursday evening. We venerate His Cross and offer Him flowers to show our love for Him.

Find and number:

1. The nail marks on our Lord's hands.
2. The wound on our Lord's ribs.
3. The sign which reads **Ο ΒΑΣΙΛΕΥΣ**, meaning "The King of Glory".





Cut and glue

Print out the image of the crucified Christ found on the following page. You can laminate it, or print it on card stock or premium paper for sturdiness. Cut out the flower wreaths - found on the page after our crucified Lord - and glue them on our Lord's Cross and on His tomb.

OFFER FLOWERS TO OUR LORD



OFFER FLOWERS TO OUR LORD



OUR LORD IS IN HIS TOMB

On Holy Friday we are sad. Christ is placed inside His tomb. Our Lord's mother, the Theotokos, and everyone else who loved Christ, were mourning because Christ was dead. On Holy Friday evening, we are grieving with them: holding our lit candles, we follow Christ's tomb around the church, and chant funeral hymns, the Lamentations.



Epitaphios of the 15th century at the Novgorod State United Museum Reserve, anonymous artist, Public domain, via Wikimedia Commons, https://commons.wikimedia.org/wiki/File:Epitaphios_of_Dmitry_Shemyaka.jpg

Cut and glue


Print out the empty Sepulcher on the following page. You can laminate it, or print it on premium paper or card stock for sturdiness. On the page following the empty Sepulcher, cut out the Epitaphios and the flowers. Glue the Epitaphios inside the Sepulcher, then decorate the Sepulcher with the flowers.

PREPARE OUR LORD'S TOMB



PREPARE OUR LORD'S TOMB


Epitaphios



Top




Candles



Cross




Main body



OUR LORD IS RISEN

Right at midnight, on Pascha Sunday, our Lord is risen from the dead. He is not in the tomb anymore; He is alive again! Let's light our Pascha candles! Let's crack the red eggs! **CHRIST IS RISEN - TRULY HE IS RISEN!**



Find and number:

1. The angel who delivered the good news.
2. Christ's tomb.
3. Saint Mary Magdalene.
4. Our Lord Jesus Christ, risen from the dead.



PUT THE SCENES IN ORDER

Cut out the scenes from the following pages and glue them on this page, in the order the events happened.


1

2

3


4

PUT THE SCENES IN ORDER



PAPER PUPPETS


Cut out the characters and props you will find in the following pages. You can laminate them, print them on premium paper, or glue them on card stock for sturdiness. The children can act out the story using the puppets. The puppets can also be used on a magnetic board, by sticking self-adhesive magnet pieces on the back. Another option would be to tape craft sticks or drinking straws on the back, for holding and moving the puppets around more easily.



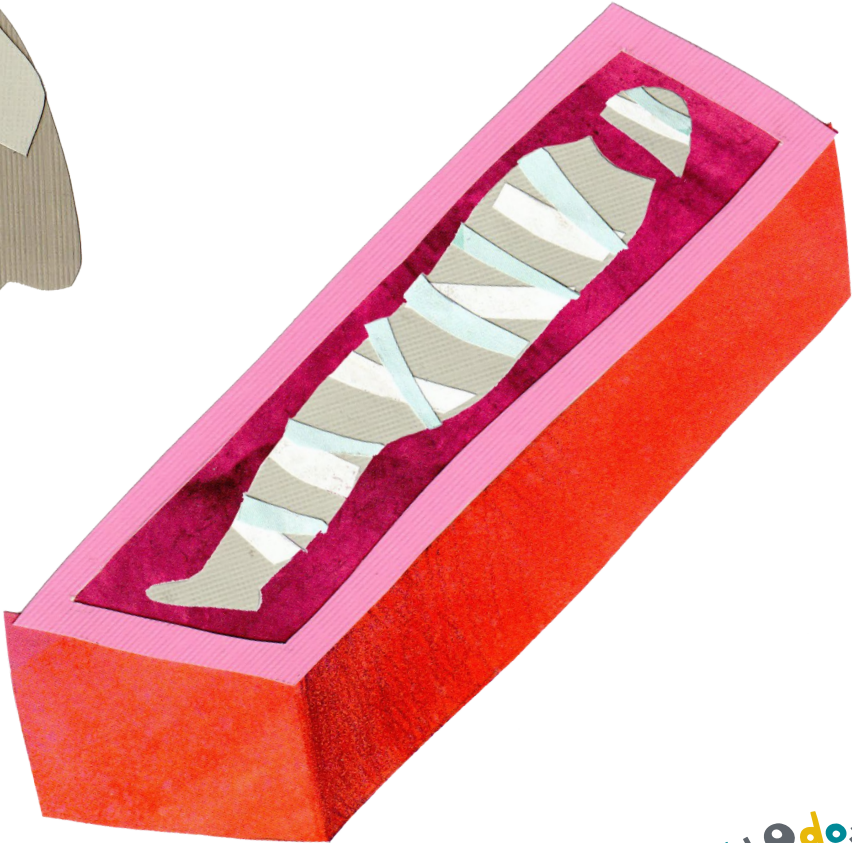

PAPER PUPPETS



PAPER PUPPETS



PAPER PUPPETS



PAPER PUPPETS





Resources for Teaching
our budding rocks of faith

THANK YOU
for downloading this file.
We hope you enjoyed using it.

We will be happy if you visit us again at www.orthodoxpebbles.com.

Terms of use:

This file comes with a limited use licence for the original download only. Please consider the time and effort put into this project and **don't give it away to others.**

COPYRIGHT © 2018 Orthodox Pebbles. All rights reserved. Permission is granted to copy pages specifically for student or teacher use only by the original purchaser. The reproduction of this product for any other use is strictly prohibited. Copying any part of this product and placing it on the internet (even on a personal/classroom website/blog) is strictly prohibited.

Thank you for being fair and respecting our work.



Follow us on YouTube:
[Channel: Orthodox Pebbles](https://www.youtube.com/channel/UCOrthodoxPebbles)



Follow us on Pinterest:
[pinterest.com/orthodoxpebbles](https://www.pinterest.com/orthodoxpebbles)



Follow us on Facebook:
[facebook.com/orthodoxpebbles](https://www.facebook.com/orthodoxpebbles)



Follow us on Instagram:
[instagram.com/orthodoxpebbles](https://www.instagram.com/orthodoxpebbles)