



Resources for Teaching
our budding rocks of faith

Theotokos Mother's Day Project




THEOTOKOS MOTHER'S DAY CRAFT

STEP-BY-STEP INSTRUCTIONS

Cut out the images found in the following pages and glue them on a piece of poster board to make an icon of the Theotokos framed by flowers.

Step 1

On a yellow or golden piece of poster board, glue the Theotokos' halo.



Step 2

Glue the Theotokos on top.



Step 3

Glue the red dress in place.



Step 4

Glue the stars on the Theotokos' dress.



Step 5

Glue baby Christ in the Theotokos' hands.



Step 6


Glue flowers all around the icon. You can print and cut out the flowers provided, or use stickers or any other flower craft.


























THEOTOKOS MOTHER'S DAY CARDS



Print out the templates in the following pages. You can use premium printer paper or card stock for sturdiness.

Fold in half to make a Theotokos Mother's Day card.







MOTHER'S DAY THEOTOKOS PRESENTATION

In our youngest classes, we plan a short presentation for this special day. At the end of our Sunday School lesson, the children stand in line in front of the congregation showing their crafts, and say the lines that follow. Depending on the children's age, we divide the lines among them. If there aren't that many children, or they are too young, the teacher helps say the lines.

TEACHER

Today we celebrate all mothers. We are happy to present what we have been learning about the greatest Mother of all: the Theotokos, the Mother of our Risen Lord, Jesus Christ. (We add "Risen" because Mother's Day falls within the Pascha period.)

CHILDREN

(Lines are divided among the children - all the children say the last line together.)

Our God became a man like us.

He chose the holiest person to be His mother.

She is the Ever-Virgin Mary, the Mother of our God.

She is the Theotokos, our Panagitsa.

This is Her icon with baby Christ.

It is called "Directress"/"Odigitria".

She is wearing red and blue.
(show red and blue)

She has three stars on Her.
(show the stars)

Around her head there is a halo, to show that She is holy.
(show the Theotokos' halo)

Panagitsa loves the whole world. She prays to Jesus for us.

(All together) We love our Panagitsa!





Resources for Teaching
our budding rocks of faith

THANK YOU

for downloading this file.
We hope you enjoyed using it.

We will be happy if you visit us again at
orthodoxpebbles.com.

Terms of use:

This file comes with a limited use licence for the original download only. Please consider the time and effort put into this project and **don't give it away to others**. Point them to our website instead, so they can download it directly from there.

COPYRIGHT © 2019 Orthodox Pebbles. All rights reserved. Permission is granted to copy pages specifically for student or teacher use only by the person who downloaded the file from our website. The reproduction of this product for any other use is strictly prohibited. Copying any part of this product and placing it on the internet without permission (even on a personal/classroom website/blog) is strictly prohibited.

Thank you for being fair and respectful of our work.



Follow us on YouTube:
[Channel: Orthodox Pebbles](https://www.youtube.com/channel/OrthodoxPebbles)



Follow us on Pinterest:
[pinterest.com/orthodoxpebbles](https://www.pinterest.com/orthodoxpebbles)



Follow us on Facebook:
[facebook.com/orthodoxpebbles](https://www.facebook.com/orthodoxpebbles)



Follow us on Instagram:
[instagram.com/orthodoxpebbles](https://www.instagram.com/orthodoxpebbles)