



HOLY WEEK craft group

April 25 - May 1, 2021





SUPPLY LIST

The list below includes suggested supplies for making the crafts presented at the OCN Holy Week craft group. You can substitute any of the items with similar materials of your choice. You will also need white and, optionally, colored printer paper (green, yellow, orange, red, blue, brown), and crafting staples such as scissors, glue, and tape.

Palm Sunday:

- A sheet of green card stock or sturdy printer paper (plain printer paper is too flimsy for this project), dimensions about 8.5" x 11"; additional pieces of thinner paper, white or in different shades of green
- One jumbo craft stick or one drinking straw
- Colorful ribbon pieces (optional)

Holy Monday:

- Pieces of tissue paper, about 4" x 4" each, in colors yellow, orange, and/or red; colored paper napkin can be used instead
- Materials of choice for decoration

Holy Tuesday:

- A selection of herbs and spices (such as cinnamon stick pieces, whole cloves, cardamom pods, dried or fresh orange peel, allspice, vanillin flavoring powder, Earl Grey tea leaves)
- A wooden spoon
- Two small containers and a strainer
- Lukewarm water
- One or more bottles or jars to store your "perfume" in
- Food coloring or glitter (optional)

Holy Wednesday:

- Thirteen popsicle sticks
- Colored markers or pencils and a thin black marker or pen
- Colored paper (blue, red, brown) is optional if you don't want to use plain printer paper

Holy Thursday:


- About eight sheets of colored tissue paper, preferably in shades of purple, and one green
- A piece of cardboard about 9.5" x 12" (a piece cut out of a cardboard box works fine)
- Double-sided tape is optional but very useful for this project



Holy Friday:

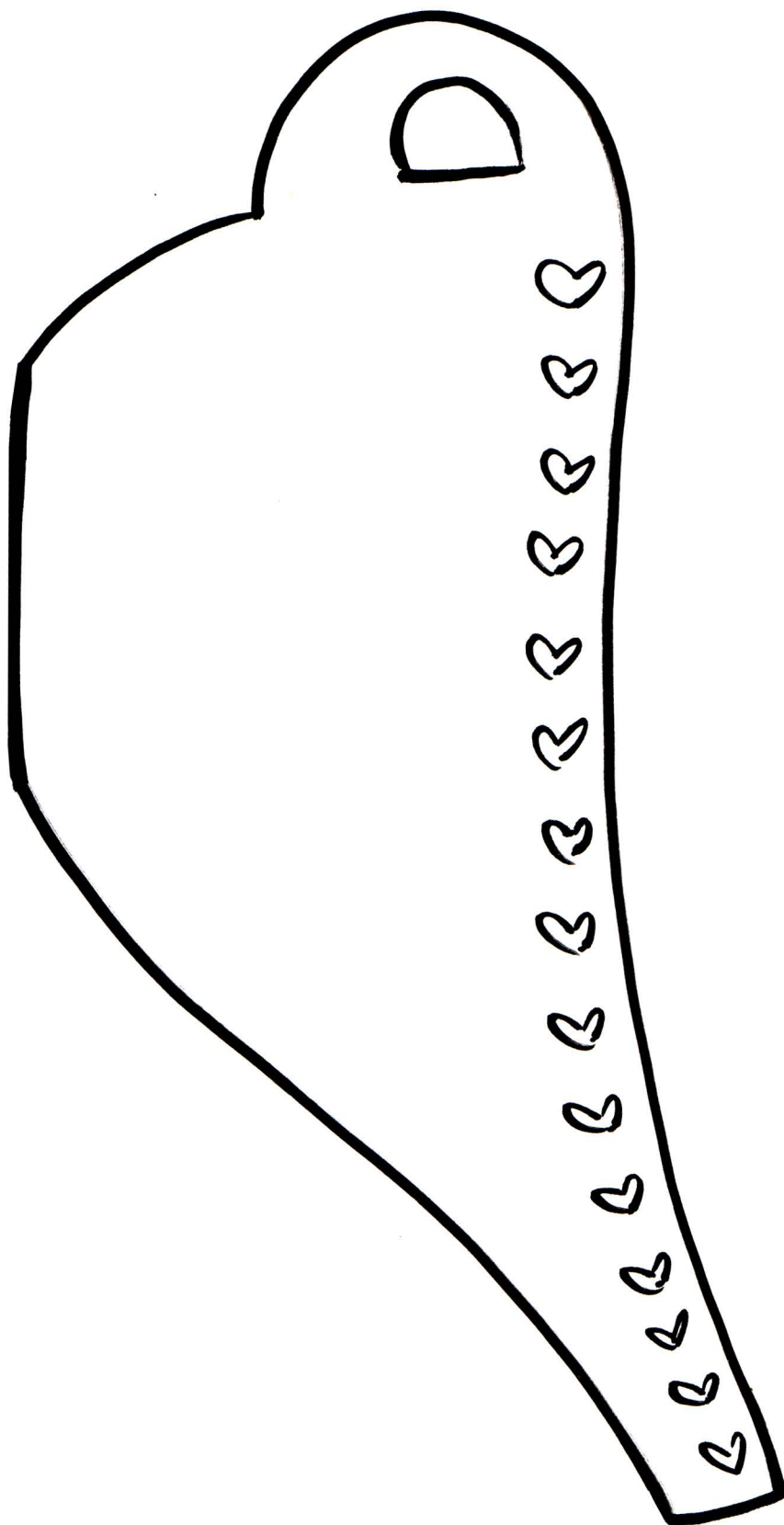
- A plastic cup (a wide-mouthed tumbler works best)
- One pipe cleaner, preferably purple
- A piece of ribbon, preferably purple, about 24" long
- Decorations of your choice such as sequins, glitter, stickers etc.
- An LED votive candle is optional to light the lantern. Crumpled pieces of red-yellow-orange tissue paper can be used instead, to pretend there is a fire lighting in the lantern.

Holy Saturday:

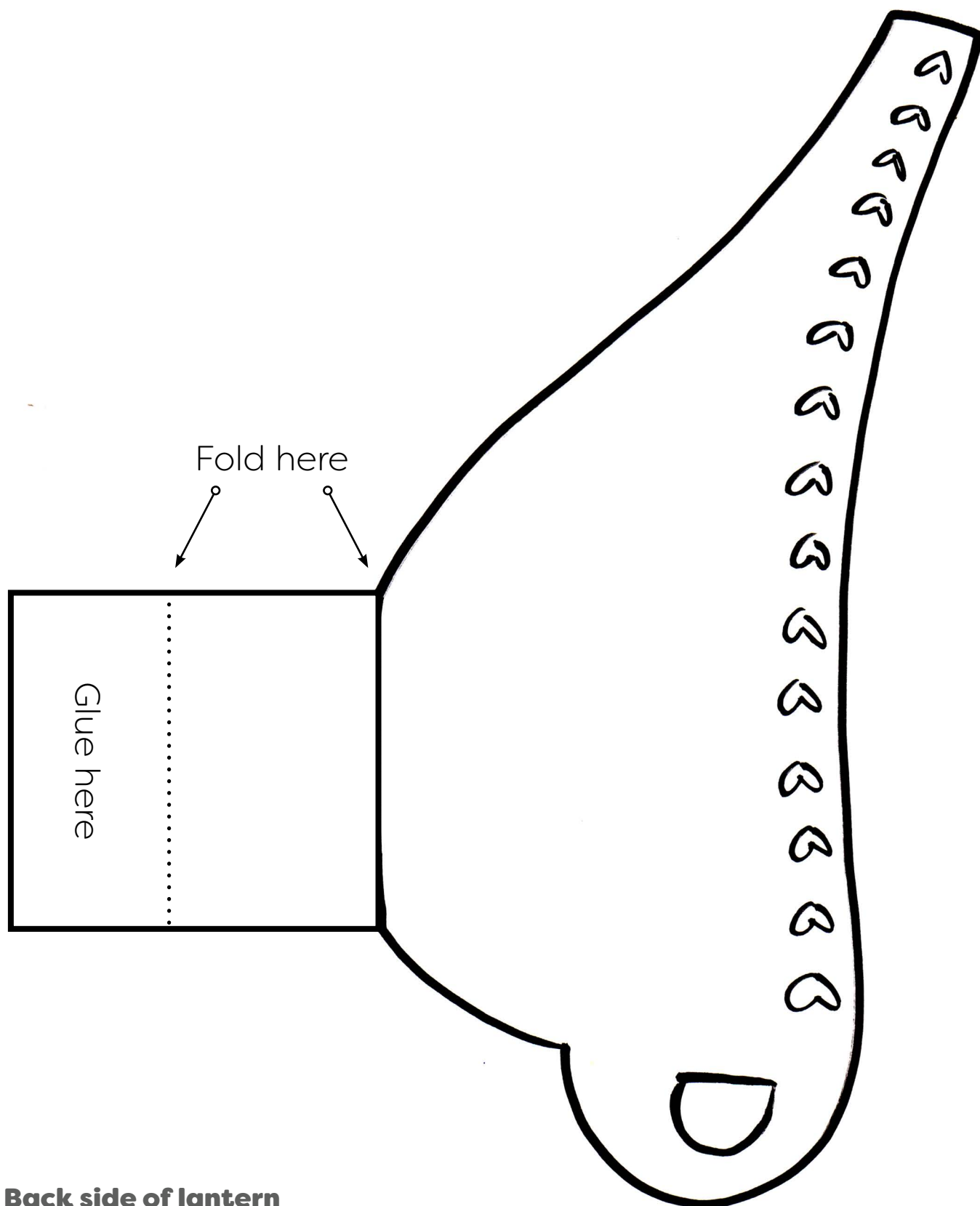
- One piece of string, about 24" long



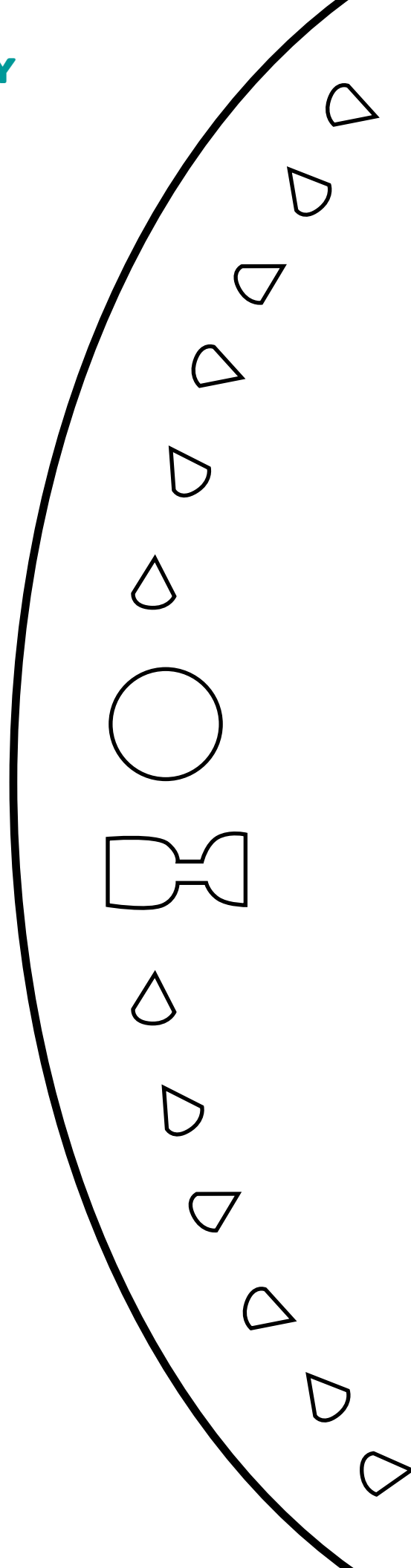





Front side of lantern









Back side of lantern





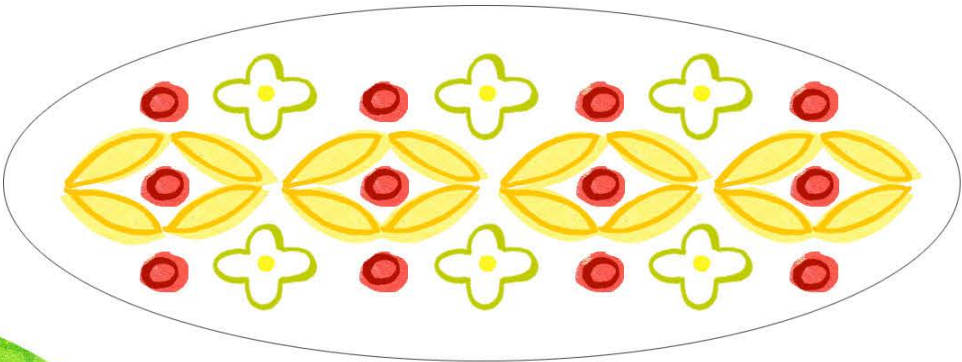


HOLY THURSDAY





HOLY SATURDAY





Resources for Teaching
our budding rocks of faith

THANK YOU
for downloading this file.
We hope you enjoyed using it.

We will be happy if you visit us again at
orthodoxpebbles.com.

Terms of use:

This file comes with a limited use licence for the original download only. Please consider the time and effort put into this project and **don't give it away to others**. Point them to our website instead, so they can download it directly from there.

COPYRIGHT 2021 Orthodox Pebbles. All rights reserved. Permission is granted to copy pages specifically for student or teacher use only by the person who downloaded this file from our website. The reproduction of this file for any other use is strictly prohibited. Copying any part of this file and placing it on the internet (even on a personal/classroom website/blog or on social media) is strictly prohibited.

Thank you for being fair and respectful of our work.



Follow us on YouTube:
[Channel: Orthodox Pebbles](https://www.youtube.com/channel/OrthodoxPebbles)



Follow us on Pinterest:
pinterest.com/orthodoxpebbles



Follow us on Facebook:
facebook.com/orthodoxpebbles



Follow us on Instagram:
instagram.com/orthodoxpebbles

