


# SUNDAY OF ORTHODOXY




1. Cut out the template shapes.






2. Snip the back template at the solid white line.




3. Fold the templates at the dashed lines. To fold them more neatly, you can first score them using a ruler and a blunt kitchen knife.



4. Glue the front of the icon stand to the back as shown.



5. Fold the flame and the flame base as shown. Glue the flame onto the flame base. Wrap the vigil lamp template around the flame, gluing it in place.



## You will need:

- The relevant crafting templates.
- Scissors and glue. Double-sided tape can be very handy but is not required.
- A ruler and a blunt kitchen knife are optional.
- Additional decorating materials such as golden sequins, glitter, and crafting jewels are also optional.
- Another optional item is an LED votive candle.



Optionally, glue the vigil lamp template around an LED votive candle.

**READY!**