

# The SUNDAYS OF GREAT LENT



**GREAT  
LENT  
LAPBOOK  
Week 4**










# MIDDLE FLAP: RIGHT HALF

## Fan book

The left half, and the top part of the right half of the middle flap, include two pieces for the Sunday of St. John Climacus:

- A flap book to explore the virtues and passions.
- A fan book to work on the life of the Saint.

Information and extra activities on these topics can be found on our web page: [St. John Climacus and the virtues.](#)



## THIS PAGE

On each piece, the child writes (or draws a picture of) a characteristic of St. John Climacus or a fact from his life.

Print on sturdier paper for best results. Cut the ovals all around on the solid lines. You can use as many ovals as you wish. Stack the ovals together with the cover on top. Punch a hole on the mark. Fasten with a mini paper fastener. Glue the fan book onto the lapbook.

## NEXT PAGE

On the outside of each flap, the child writes a virtue. On the opposite side, s/he writes a corresponding passion. Then s/he opens the flaps and writes a short example from real life. A three-flap option for younger children follows. It is for working on only three virtues and, if desired, offers enough space to draw pictures instead of writing.

Cut the shape out on the top solid line. Cut along the horizontal lines to separate the flaps. Fold the flaps to the center on the dotted line.

**VIRTUE**



**PASSION**



**MIDDLE  
FLAP:  
LEFT HALF**  
**Nine-flap  
Trifold**

Cut the shape out on the top solid line. Cut along the horizontal lines to separate the flaps. Fold the flaps to the center on the dotted line.

**VIRTUE**



**PASSION**



**MIDDLE  
FLAP:  
LEFT HALF**  
**Three-flap  
Trifold**



Resources for Teaching

our budding rocks of faith

# THANK YOU

for downloading this file.

We hope you enjoyed using it.

We will be happy if you visit us again at  
[orthodoxpebbles.com](https://orthodoxpebbles.com).

## Terms of use:

This file comes with a limited use licence for the original download only. Please consider the time and effort put into this project and **don't share it directly with others**. Instead, kindly point them to our website so they can download it themselves.

© 2022 Orthodox Pebbles. All rights reserved.  
Permission is granted to copy pages specifically for student or teacher use only by the person who downloaded the file. The reproduction of this file for any other use, partially or as a whole, is strictly prohibited. Copying any part of this file and placing it inside your own creations or on the internet (even on a personal/classroom website/blog and/or social media) is strictly prohibited.

**Thank you for being fair and respectful of our work!**



Follow us on Facebook:  
[facebook.com/orthodoxpebbles](https://facebook.com/orthodoxpebbles)



Follow us on Instagram:  
[instagram.com/orthodoxpebbles](https://instagram.com/orthodoxpebbles)