

# The SUNDAYS OF GREAT LENT



**GREAT  
LENT  
LAPBOOK  
Week 5**





## MIDDLE FLAP: RIGHT HALF

The right half of the middle flap includes three pieces for the Sunday of St. Mary of Egypt:


- A fan book to work on the life of the Saint.
- A nine-part tab book to explore different places where an Orthodox hermit might choose to live.
- An octagon accordion book to reflect on the sayings of the Ancient Fathers of the Desert.

Information and extra activities on these topics can be found on our web page: [St. Mary of Egypt and the Holy Hermits](#)

### Fan book

On each piece, the child writes (or draws a picture of) a characteristic of St. Mary of Egypt or a fact from her life.

**Examples:** St. Mary of Egypt... lived in the 6th century / was a hermit / lived alone in the desert / is a model of repentance... etc.




Print this page on sturdier paper for best results. Cut the ovals all around on the solid lines. You can use as many ovals as you wish. Stack the ovals together with the cover on top. Punch a hole on the mark. Fasten with a mini paper fastener. Glue the fan book onto the lapbook.

# MIDDLE FLAP: RIGHT HALF

## Tab book

This activity helps discuss the possible dwellings of a holy hermit. The child writes an example of a Saint who lived in each kind of place and, if desired, a few basic facts about him/her. Alternatively, they can draw pictures.

<b>FOREST</b>	<b>PIT</b>
<b>OPEN AIR</b>	 <p><b>Where do holy hermits live?</b></p>

COVER

Cut the shapes all around and stack them together, paying attention to the position of the tabs. There should be nine tabs: three on top, three on the right, and three on the bottom. Place the cover on top. Staple the pages together on the left side. Glue the book onto the lapbook. If nine tabs are too many, you can choose to use only six (right side and bottom) or only three (right side).

# MIDDLE FLAP: RIGHT HALF

## Tab book

**DESERT**

**CAVE**

**CLIFF**

**HUT**

**ISLAND**

**PILLAR**

# MIDDLE FLAP: RIGHT HALF

## Octagon accordion book

If you wish to progress in what is good, do not associate with a person of bad will.

*Unknown Father*

Pray first of all, for your enemies, and God will grant you speedily whatever else you request.

*Abba Zenon*

If you stand by as your brother is slandered and do not support him, you, too, are an attacker.

*Unknown Father*

He who has learned to be silent has found peace in all things.

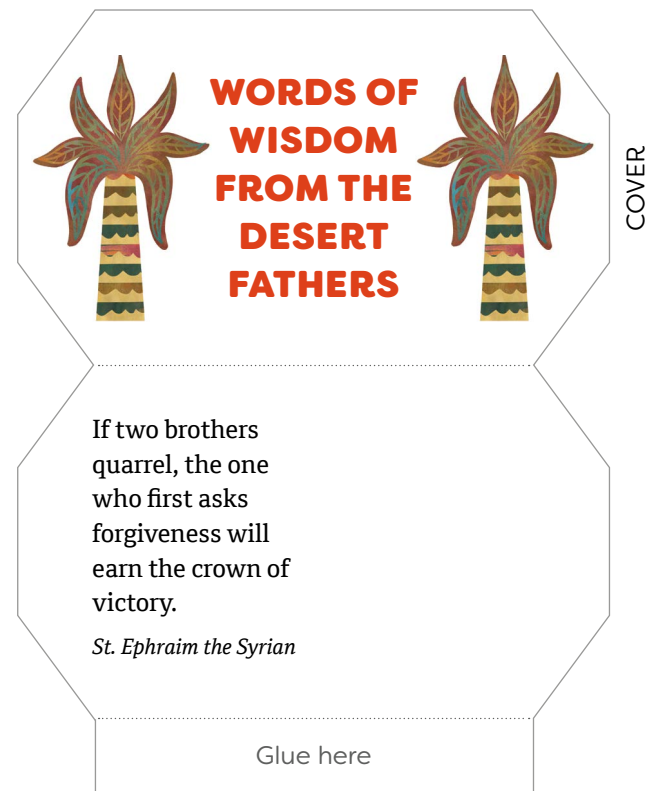
*Abba Poimen*

I prefer collapse with humility to victory with pride.

*Unknown Father*

This activity helps reflect on sayings of the Desert Fathers. After discussing the saying, the child can write a short example from their own life. Alternatively, they can make a drawing. If you find the sayings too many, you can cut and use as many octagons as you wish.

The sayings are adapted from the book: *The Ancient Fathers of the Desert: Translated Narratives from the Ev-ergetinos*, translator: Archbishop Chrysostomos of Etna, as offered on the website of the [Greek Orthodox Archdiocese of America](https://www.greekorthodoxarchdiocese.org/).



Cut the shapes out all around on the solid lines. Glue the cover part to the top of the larger shape. Fold up like an accordion on the dotted lines. Glue the back of the last piece of the accordion onto the lapbook.



Resources for Teaching  
our budding rocks of faith

# THANK YOU

for downloading this file.  
We hope you enjoyed using it.

We will be happy if you visit us again at  
[orthodoxpebbles.com](https://orthodoxpebbles.com).

## Terms of use:

This file comes with a limited use licence for the original download only. Please consider the time and effort put into this project and **don't share it directly with others**. Instead, kindly point them to our website so they can download it themselves.

© 2022 Orthodox Pebbles. All rights reserved.  
Permission is granted to copy pages specifically for student or teacher use only by the person who downloaded the file. The reproduction of this file for any other use, partially or as a whole, is strictly prohibited. Copying any part of this file and placing it inside your own creations or on the internet (even on a personal/classroom website/blog and/or social media) is strictly prohibited.

**Thank you for being fair and respectful of our work!**



Follow us on Facebook:  
[facebook.com/orthodoxpebbles](https://facebook.com/orthodoxpebbles)



Follow us on Instagram:  
[instagram.com/orthodoxpebbles](https://instagram.com/orthodoxpebbles)