

# The Entry of our Lord into Jerusalem

Activities for teaching young Orthodox Christian children about the Feast





# THE ENTRY OF OUR LORD INTO JERUSALEM



*Palm Sunday icon by Athanasios Clark, [tomclarkicons.com](http://tomclarkicons.com), courtesy of the Department of Religious Education, Greek Orthodox Archdiocese of America.*

**Draw an oval shape around our Lord Jesus Christ.**

**Draw a rectangle shape around our Lord's Disciples.**

**Draw a triangle around the group of people waving palm branches.**

**Draw a line under the child who is spreading his clothes on the ground.**



# THE ENTRY OF OUR LORD INTO JERUSALEM



*Palm Sunday icon by Athanasios Clark, [tomclarkicons.com](http://tomclarkicons.com), courtesy of the Department of Religious Education, Greek Orthodox Archdiocese of America.*

**Number the following on the icon:**

1. Our Lord Jesus Christ - 2. The city of Jerusalem - 3. The Mount of Olives  
4. Our Lord's Disciples - 5. The group of people waving palm branches

**What color are our Lord's clothes?**

..... underneath. .... on top.

**Look closely at the icon.**

What is the kneeling child holding? .....

How many palm branches can you count? .....

# CONSTRUCT THE PHRASE

Cut out the rectangles in the following page and glue them on this page in the correct order, to find out what the people cried out.




# CONSTRUCT THE PHRASE



**Hosanna!**

**blessed is He**

**that comes**

**in the name**


**of the Lord.**

# CROSSWORD PUZZLE

Fill in the crossword puzzle using the following words:

**HOSANNA - DONKEY - CLOTHES - JERUSALEM**

1. Our Lord went to the city of \_\_\_\_\_.
2. He entered the city sitting on a \_\_\_\_\_.
3. The children spread their \_\_\_\_\_ on the ground.
4. Everyone rejoiced, crying out \_\_\_\_\_.






# CUT & GLUE CRAFT / PAPER PUPPETS

## CUT & GLUE CRAFT

Print and cut out the images on this and the following pages. Glue them on a large piece of colored poster board to make a scene inspired by the icon of the Feast.

## STORYTELLING WITH THE PUPPETS

You can also use the figures to make paper puppets for acting out the scene. To do this, laminate them or print them on sturdy paper and tape them on popsicle sticks or drinking straws. You can also glue self-adhesive magnet pieces on the back of the images, and use them to tell the story using a magnetic board.



**The city of Jerusalem**



**The child spreading his clothes on the ground**



Our Lord Jesus Christ





**Our Lord's Disciples**


**The people waving palm branches**

# PALM SUNDAY AROUND THE WORLD



Do some research to find the different ways in which Orthodox Christians celebrate Palm Sunday around the world. Then fill in the table. You can also print out photos, then cut and glue them on a large piece of poster board to make a collage.

COUNTRY	TRADITION	DRAW A PICTURE
Everywhere		
Greece and Cyprus		
Bulgaria and Romania		
Slavic countries		
Middle East and Asia		





# PALM SUNDAY IN THE GOSPELS



Read the story of the triumphant entry of our Lord into Jerusalem from the four Gospel Books, then fill in the table below.

GOSPEL	VERSES	DETAILS SPECIFIC TO THIS GOSPEL ACCOUNT
Matthew		
Mark		
Luke		
John		





Resources for Teaching  
our budding rocks of faith

# THANK YOU

for downloading this file.

We hope you enjoyed using it.

We will be happy if you visit us again at [www.orthodoxpebbles.com](http://www.orthodoxpebbles.com).

## Terms of use:

This file comes with a limited use licence for the original download only. Please consider the time and effort put into this project and **don't give it away to others**. Point them to our web page instead, so they can download it directly from there.

**COPYRIGHT © 2022 Orthodox Pebbles.** All rights reserved. Permission is granted to copy pages specifically for student or teacher use only by the person who downloaded the file from our web site. The reproduction of this file for any other use is strictly prohibited. Copying any part of this file and placing it on the internet without permission (even on a personal/classroom website/blog) is strictly prohibited.

**Thank you for being fair and respectful of our work.**



Follow us on YouTube:  
[Channel: Orthodox Pebbles](https://www.youtube.com/channel/UCOrthodoxPebbles)



Follow us on Pinterest:  
[pinterest.com/orthodoxpebbles](https://www.pinterest.com/orthodoxpebbles)



Follow us on Facebook:  
[facebook.com/orthodoxpebbles](https://www.facebook.com/orthodoxpebbles)



Follow us on Instagram:  
[instagram.com/orthodoxpebbles](https://www.instagram.com/orthodoxpebbles)