

# St. John Climacus and the Virtues

Activities for learning about the Saint and the Christian virtues



# ALL ABOUT SAINT JOHN CLIMACUS



Cut and glue  
icon here

**FEAST DAY:** .....

**A few facts about the Saint:**

.....

.....

.....

.....

.....

**Where in the world?**



[Map of the world single color by FreeVectorMaps.com](https://www.freevector.com)

**How can I be like Saint John?**


**My prayer to Saint John:**



Icon by Julia Hayes,  
[ikonographics.net](http://ikonographics.net).  
Used with permission.



# THE ICON OF THE DIVINE ASCENT



12th-century icon from the monastery of St. Catherine in Sinai, public domain via [Wikimedia Commons](#)

## Number the figures in the icon:

1. Our Lord Jesus Christ
2. The monks climbing up the ladder
3. The demons trying to make the monks fall
4. The faithful praying
5. The angels

# ST. JOHN CLIMACUS ICON CRAFT

Cut out the image below and glue it onto colored construction paper to make an icon of St. John Climacus. The icon can be embellished with ribbons, gems or other decorations.





# THE LIFE OF ST. JOHN CLIMACUS - BOARD GAME



The following two pages can be used to easily make a board game. Print out the following page to make the game board. Laminate or print on card stock for sturdiness. Follow the instructions on the page after next to make the spinner.

You will need:

- The game board
- The spinner (it can be replaced with a die, if desired)
- Colored board game pawns or any small colored objects that can be used as placeholders (buttons, large beads etc.)

## How to play

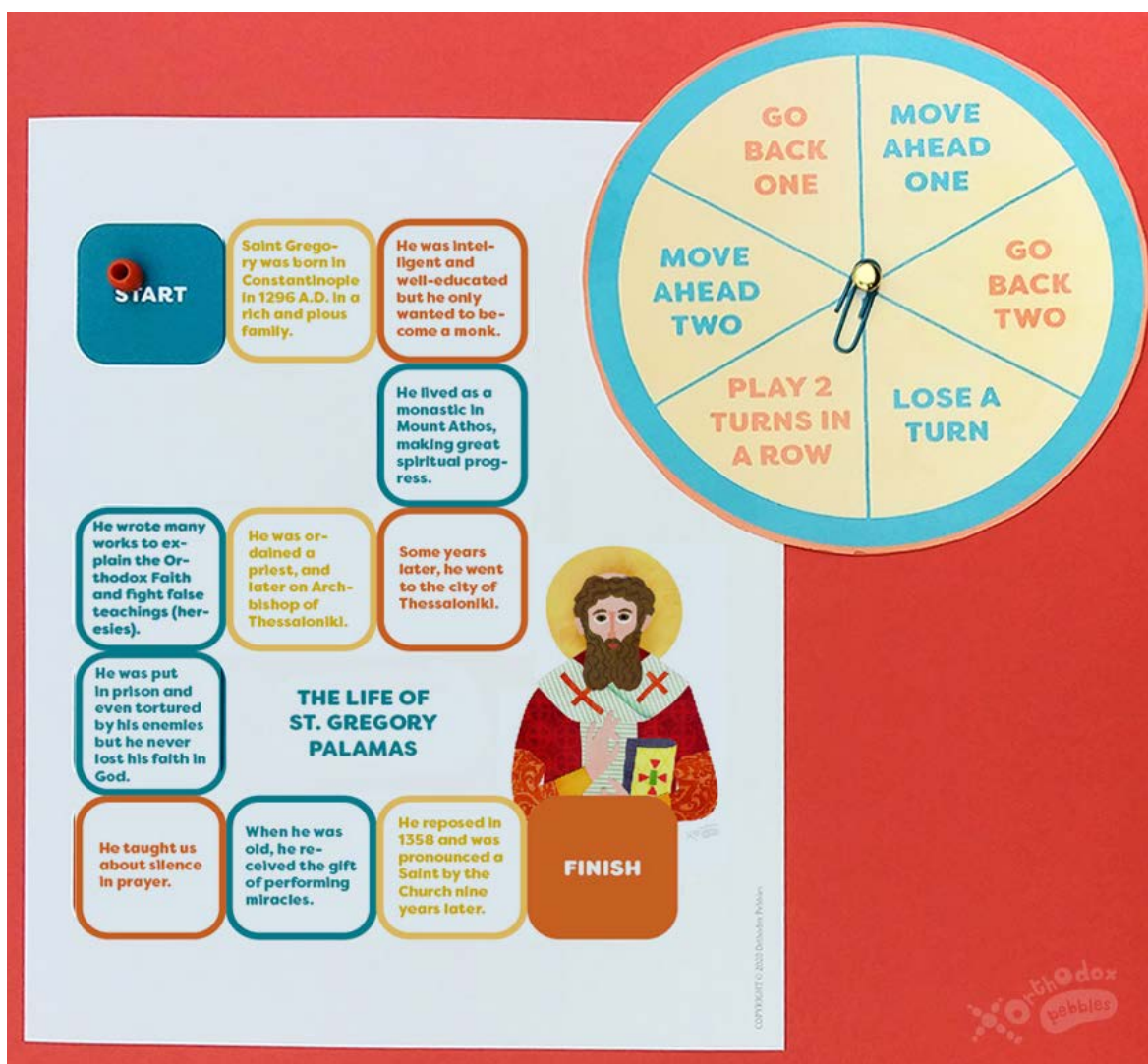
The point of the game is to go over important facts of St. John's life in a fun and interactive way. All placeholders are placed on **START**. The first player spins the spinner and moves his/her placeholder a corresponding number of spaces. The spinner directs the player to either move forward or backward in the game.

The player reads aloud the information on the square that s/he landed on. Then s/he has to close his/her eyes and repeat the information in his/her own words.

There are two choices of actions, depending on the results of the spinner.

- **The placeholder had moved FORWARD**  
If the player remembers the facts correctly, the placeholder stays where it landed. If not, it returns to its previous position.
- **The placeholder had moved BACKWARD**  
If the player remembers the facts correctly, the placeholder goes back to its original position. If not, it stays where it landed.

After the action is performed, the next player takes a turn. The first player to reach **FINISH** wins. If there is no time to cover the whole board, the player who moved closer to **FINISH** wins.



**START**

Saint John was born in Constantinople in the 6th century, in a rich and pious family.

He was well-educated but he only wanted to become a monk.

He went to Mount Sinai, where he lived for 23 years with his spiritual father.

His fame was such that many ascetics went to him to seek his wise counsel and guidance.

His days were full of labor, fasting, and fervent prayer, and he progressed in the Christian life.

Afterwards, he became a hermit, living alone in the desert.

In the final years of his life, he became abbot of the Monastery of St. Ekaterini in Mount Sinai.

## THE LIFE OF ST. JOHN OF THE LADDER

He wrote a book called The Ladder of Divine Ascent.

He taught us about the Christian virtues and their opposites, the passions.

He reposed in the Lord at the age of ninety five.

**FINISH**



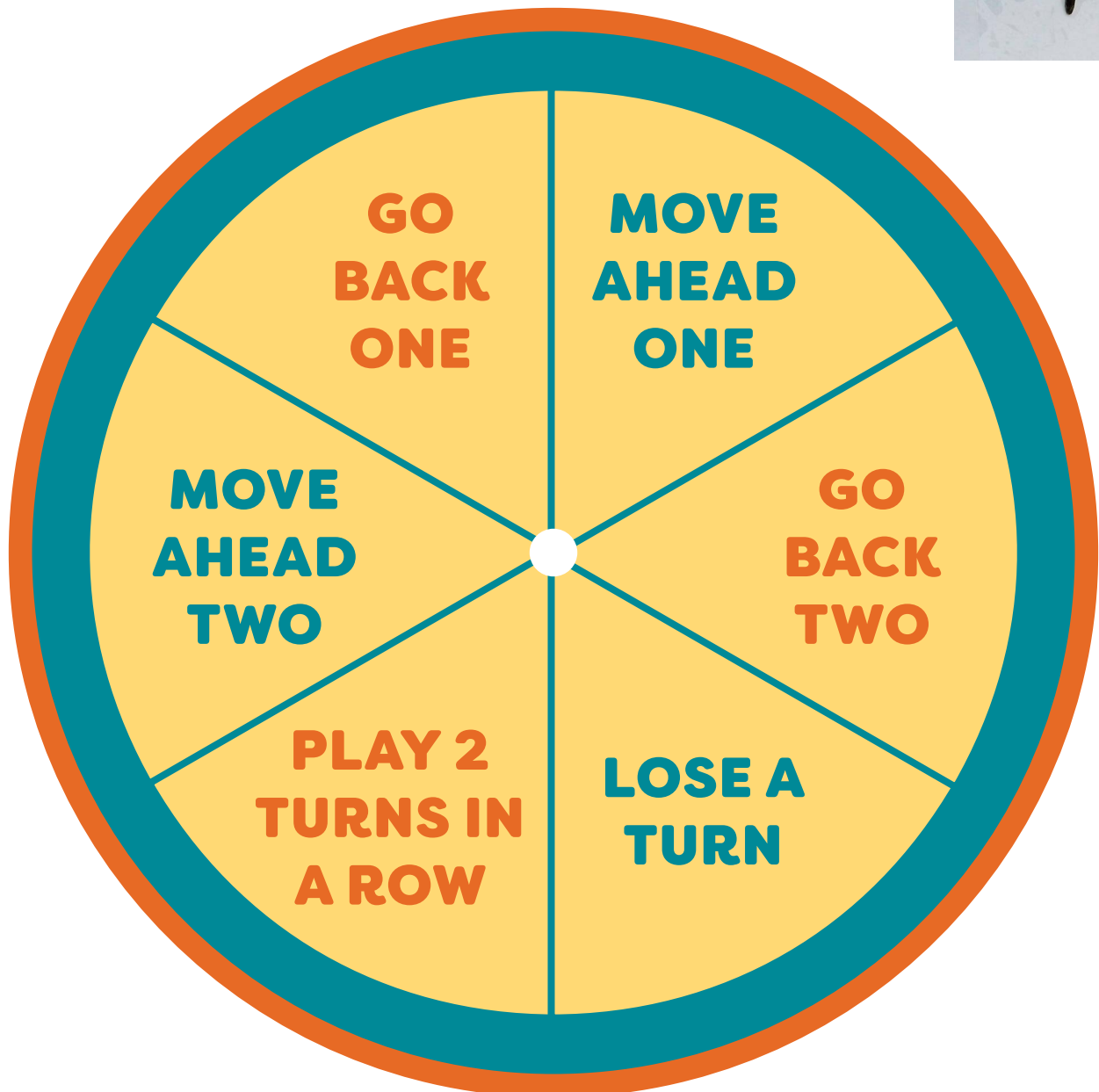
## SPINNER

Print out this page. For sturdiness, print on plain paper and laminate, or use premium printer paper or card stock. Cut out the circle below.

To make the spinner, you will need:

- The circle cut-out
- A brad (metal paper fastener)
- A paper clip
- A piece of packing tape

Punch a small hole in the center of the paper circle. Insert the brad through the hole. Fold the back of the brad mid-way, not at the top, so that the brad is poking up from the paper circle about half an inch. Tape the brad on the back of the circle. Slide the paper clip on the brad. Ready to spin!





# TROPARION SCRAMBLE



**By a flood of tears you made  
the desert fertile**

**and by your longing for  
God you brought forth  
fruits in abundance.**

**By the radiance of  
miracles you illuminated  
the whole universe.**

**O our holy Father John  
Climacus, pray to Christ our  
God to save our souls.**

## TROPARION - TONE 8

By a flood of tears you made the desert fertile

and by your longing for God you brought forth fruits in abundance.

By the radiance of miracles you illuminated the whole universe.

O our holy Father John Climacus, pray to Christ our God to save our souls.

# MATCH THE VIRTUES AND PASSIONS

Draw a line from each virtue to its corresponding passion.



## VIRTUE



## PASSION



**OBEDIENCE**

**REPENTANCE**

**FORGIVENESS**

**SILENCE**

**SELF-CONTROL**

**PURITY**

**GENEROSITY**

**MEEKNESS**

**HUMILITY**

**SELF-SATISFACTION**

**HATRED**

**PRIDE**

**UNCLEANLINESS**

**ENVY**

**AGGRESSIVENESS**

**GREED**

**BOASTFULNESS**

**DISOBEDIENCE**

# VIRTUE WORD SEARCH

Find the virtues searching horizontally, vertically and diagonally.



**OBEDIENCE - REPENTANCE - FORGIVENESS - SILENCE - SELF-CONTROL**  
**PURITY - GENEROSITY - MEEKNESS - HUMILITY**




Y	E	D	O	Q	D	J	T	F	D	E	A	V	D	B
S	E	L	F	C	O	N	T	R	O	L	I	S	V	A
Q	S	N	E	N	O	B	E	D	I	E	N	C	E	C
P	B	E	V	Y	P	C	H	U	M	I	L	I	T	Y
U	S	O	J	U	U	W	A	Z	Y	Y	C	L	N	G
R	Z	J	W	A	N	I	Z	I	A	U	S	L	J	S
I	M	T	B	F	Q	S	N	U	G	H	X	A	G	I
T	R	E	P	E	N	T	A	N	C	E	R	N	P	L
Y	R	Q	M	H	F	F	J	O	U	A	I	N	I	E
L	G	X	O	Z	N	X	R	I	K	C	J	L	R	N
A	U	J	P	G	E	N	E	R	O	S	I	T	Y	C
M	V	F	O	R	G	I	V	E	N	E	S	S	L	E
D	M	E	E	K	N	E	S	S	R	T	N	K	V	T
L	E	U	O	R	F	O	Z	I	B	Z	Q	V	N	H
O	U	C	C	L	N	W	P	H	A	I	I	M	Z	I



# VIRTUE CROSSWORD PUZZLE

Solve the crossword puzzle using the words mentioned below. (Ignore the dash in the word "self-control").



## THE VIRTUES



**OBEDIENCE**  
**REPENTANCE**  
**FORGIVENESS**  
**SILENCE**  
**SELF-CONTROL**  
**PURITY**  
**GENEROSITY**  
**MEEKNESS**  
**HUMILITY**

### Across

- 2 Talking only when it is useful.
- 3 Thinking of others before ourselves and acknowledging our mistakes.
- 4 Adopting a positive attitude toward authority figures and being quick to listen to them.
- 6 Being sorry for our mistakes and doing what is right to make up for them.
- 7 Keeping our mind, body, and soul clean.
- 8 Letting go of our bad feelings for someone who did something wrong to us.

### Down

- 1 Joyfully sharing what we have.
- 2 Refraining from hurtful behaviors by thinking through consequences before speaking or acting. Eating with measure and keeping the fasts.
- 5 Staying calm and pleasant even when things don't go our way.



Resources for Teaching  
our budding rocks of faith

# THANK YOU

for downloading this file.

We hope you enjoyed using it.

We will be happy if you visit us again at [www.orthodoxpebbles.com](http://www.orthodoxpebbles.com).

## Terms of use:

This file comes with a limited use licence for the original download only. Please consider the time and effort put into this project and **don't give it away to others**. Point them to our web page instead, so they can download it directly from there.

**COPYRIGHT © 2020 Orthodox Pebbles.** All rights reserved. Permission is granted to copy pages specifically for student or teacher use only by the person who downloaded the file from our web site. The reproduction of this product for any other use is strictly prohibited. Copying any part of this product and placing it on the internet without permission (even on a personal/classroom website/blog) is strictly prohibited.

**Thank you for being fair and respectful of our work.**



Follow us on YouTube:  
[Channel: Orthodox Pebbles](https://www.youtube.com/channel/UCOrthodoxPebbles)



Follow us on Pinterest:  
[pinterest.com/orthodoxpebbles](https://www.pinterest.com/orthodoxpebbles)



Follow us on Facebook:  
[facebook.com/orthodoxpebbles](https://www.facebook.com/orthodoxpebbles)



Follow us on Instagram:  
[instagram.com/orthodoxpebbles](https://www.instagram.com/orthodoxpebbles)