



Resources for Teaching
our budding rocks of faith

HOLY BAPTISM

Activities for teaching young Orthodox Christian children about the Holy Mystery



HOLY BAPTISM

The symbol of this Mystery is...

The water

The Mystery in the Gospels:

Matthew 28:16-20

A PHRASE FROM A HYMN:

As many of you as were baptized into Christ have put on Christ. Alleluia.



The Mystery of Holy Baptism takes place together with the Mystery of Holy Chrismation. Through both of these Mysteries, we become **members of the Orthodox Church**. One can be baptized at any age, but we are often baptized as babies. Our **godparents** take part in our baptism and are afterwards responsible for teaching us the ways of an Orthodox life.

What happens?

- We **declare** that we renounce the devil and accept Christ as our King and God. Then we recite the **Symbol of Faith**.
- Like the athletes of ages past, we are **anointed with oil** all over our bodies, to show that we are ready to struggle for a life in Christ.
- We are **dipped three times** into the holy water, in the name of the Father, and of the Son, and of the Holy Spirit.
- We **wear white clothes**, to show that we were born again as Orthodox Christians.
- We participate in the **Mystery of Chrismation**.
- We **walk around** the baptismal font.
- Locks from our **hair are cut** in the pattern of the cross, to signify our dedication to Christ.

The icon of Holy Theophany

This is the icon of the Baptism of our Lord. He is being baptized by St. John the Baptist in the river Jordan. Angels are waiting to receive Him. The voice of God declares: "*This is my Son, the Beloved, with whom I am well pleased.*" The Holy Spirit comes down from heaven as a dove.



Icon via Wikimedia Commons, Creative Commons Attribution-ShareAlike 4.0 International (CC BY-SA 4.0)

HOLY MYSTERY:

The symbol of this Mystery is...


In this Mystery...

The Mystery in the Gospels:

**Draw a picture inspired by the icon
or the service.**

**A PHRASE FROM A HYMN
OR PSALM:**

HOLY THEOPHANY ICON



Icon in the public domain, via Wikimedia Commons

Draw a red oval shape around our Lord Jesus Christ.
 Draw a green triangle around St. John the Baptist.
 Draw a blue rectangle around the angels.

HOLY THEOPHANY ICON



Icon in the public domain, via Wikimedia Commons

Write the correct number on the appropriate line.

Jesus Christ **God the Father** **Holy Spirit**

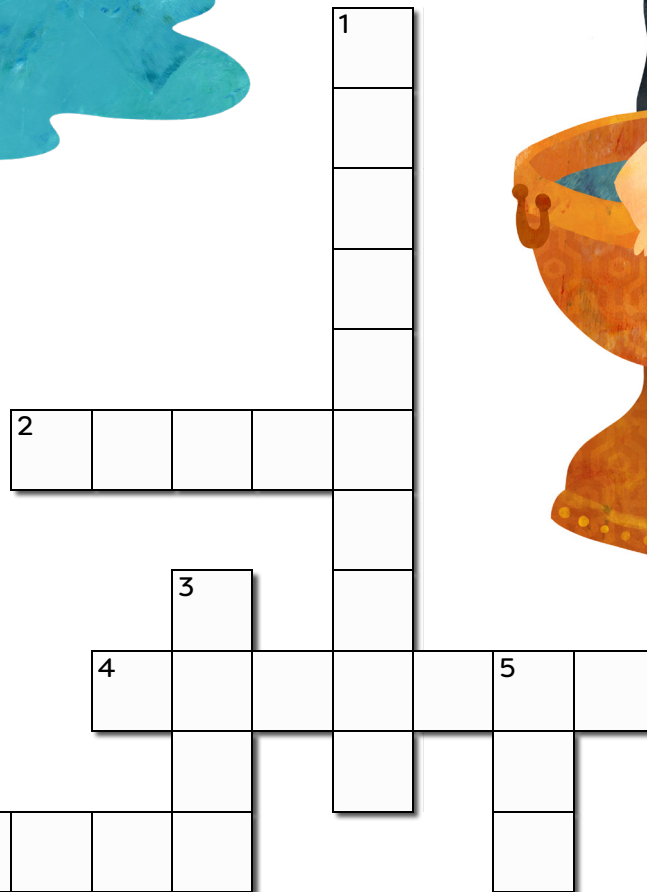
St. John the Baptist **Angels**

HOLY BAPTISM - CROSSWORD PUZZLE



Fill in the crossword puzzle using the following words:

GODPARENTS - BAPTISM - WATER - HAIR - RIVER - SON



Across

2. At Baptism, the grace of God is conveyed through the blessed ...
4. Through this Mystery we become members of the Church.
6. Our Lord was baptized at the ... Jordan.

Down

1. The people who are our sponsors at Baptism are called our ...
3. The priest cuts off some locks from our ... , to show that we belong to Christ.
5. We are baptized in the name of the Father, the ... , and the Holy Spirit.

HOLY BAPTISM - WORD PUZZLE

When we are baptized, we become members of the ...

To find out, write on each line the letter that, in the alphabet, comes before the one you see.



D I V S D I

HOLY BAPTISM - WORD PUZZLE




What do we chant during Holy Baptism? To find out, copy every other letter to the spaces below.

AGSIMOAWNDYVOIFKYAOEUDALSZWNEMR
JEDBKABPNTXIOZSEVDMILNFTQOHCRHYRDIQS
BTMHZAOVCEMPOUFTKOLNSCQHTRPIFSBT




HOLY BAPTISM - LABEL THE IMAGES


Cut the images from the following page and glue each one in the appropriate box.




The priest blesses the water
in the baptismal font.




We are anointed with oil to show
that we are athletes for Christ.



We are baptized in the name of the Father,
the Son, and the Holy Spirit.



We wear white clothes to show that
we are pure and enlightened.



Locks from our hair are cut in the pattern of the
cross, to show our dedication to Christ.

HOLY BAPTISM - LABEL THE IMAGES



HOLY BAPTISM - BOARD GAME



The following two pages can be used to easily make a board game. Print out the following page to make the game board. Laminate or print on card stock for sturdiness. To make the spinner, follow the instructions on the page after next. Alternatively, a die can be used.

To play the game, you will need:

- The game board
- The spinner or one die
- Board game pawns or any small colored objects than can be used as placeholders (buttons, large beads etc.)

How to play

The point of the game is to go over important facts about the Mystery of Baptism in a fun and interactive way. All placeholders are placed on **START**. The first player spins the spinner or throws the die and moves his/her placeholder a corresponding number of squares. The spinner directs the player to either move forward or backward in the game. If a die is used, then the player only moves forward.

The player reads aloud the information on the square that s/he landed on. Then s/he has to close his/her eyes and repeat the information in his/her own words.

If using the spinner, there are two choices of actions, depending on the results of the spinner.

- **The placeholder had moved FORWARD**
If the player remembers the facts correctly, the placeholder stays where it landed. If not, it returns to its previous position.
* This is also what happens if a die is being used instead of the spinner.
- **The placeholder had moved BACKWARD**
If the player remembers the facts correctly, the placeholder goes back to its original position. If not, it stays where it landed.

After the action is performed, the next player takes a turn. The first player to reach **FINISH** wins. If there is no time to cover the whole board, the player who moved closer to FINISH wins.



HOLY BAPTISM - BOARD GAME

START

When we are baptized, we become members of the Church.

At the Mystery of Holy Baptism, we get our name.

Our sponsors in the Mystery of Baptism are called our godparents.

The priest anoints us with oil all over our bodies to show that we are athletes for Christ.

The priest says prayers so the Holy Spirit can sanctify the baptismal water.

At Baptism, first we accept Christ as our Kind and God. Then we say the Symbol of Faith.

We are baptized in water three times: In the name of the Father, the Son, and the Holy Spirit.

We wear white clothes to show that we are pure and enlightened.

We are chrismated, to receive the Gifts of the Holy Spirit.

Locks from our hair are cut in the shape of the cross to show our dedication to Christ.

FINISH



HOLY BAPTISM - BOARD GAME

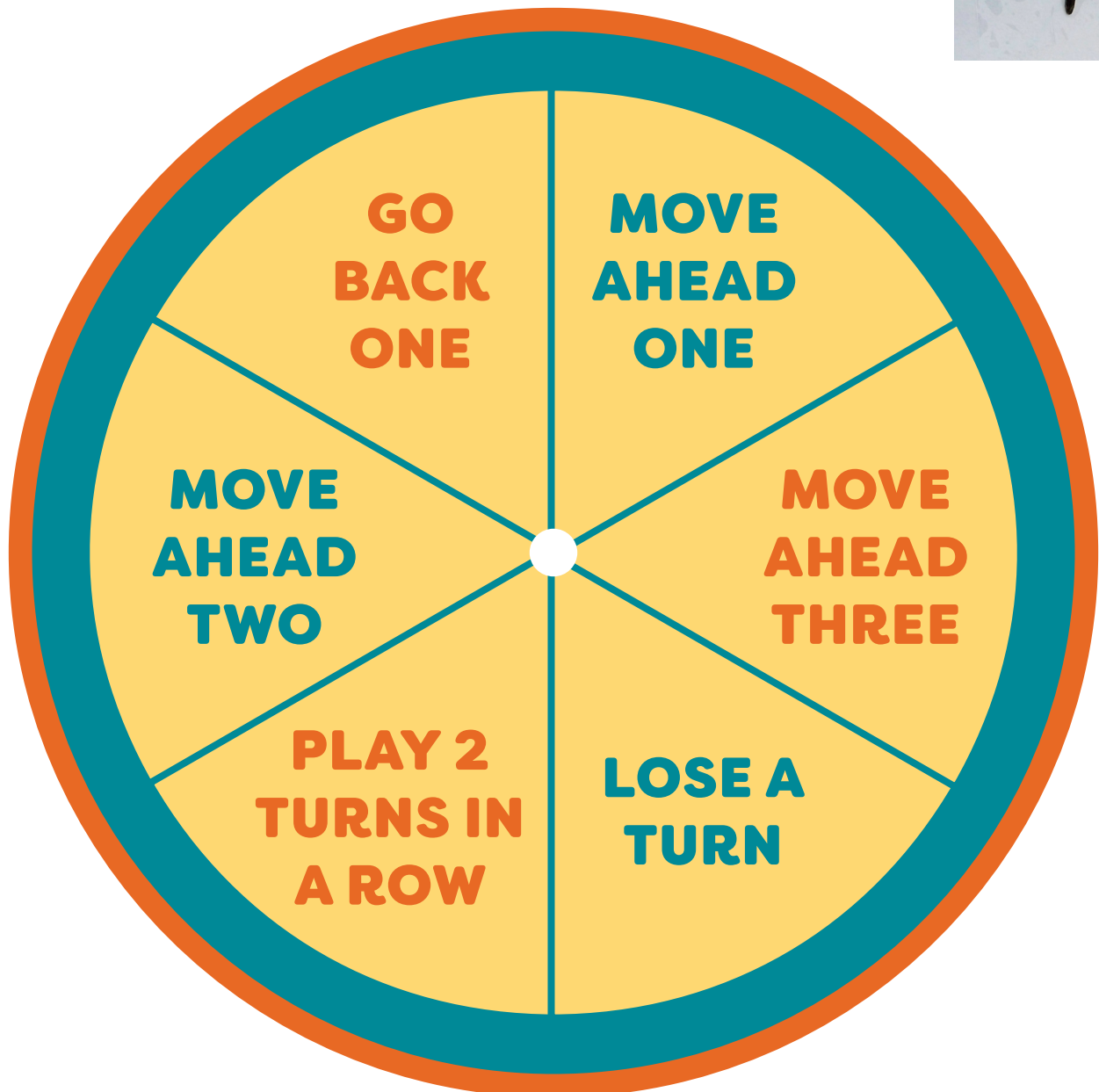
SPINNER

Print out this page. For sturdiness, print on plain paper and laminate, or use premium printer paper or card stock. Cut out the circle below.

To make the spinner, you will need:

- The circle cut-out
- A brad (metal paper fastener)
- A paper clip
- A piece of packing tape

Punch a small hole in the center of the paper circle. Insert the brad through the hole. Fold the back of the brad mid-way, not at the top, so that the brad is poking up from the paper circle about half an inch. Tape the brad on the back of the circle. Slide the paper clip on the brad. Ready to spin!





Resources for Teaching
our budding rocks of faith

THANK YOU

for downloading this file.

We hope you enjoyed using it.

We will be happy if you visit us again at www.orthodoxpebbles.com.

Terms of use:

This file comes with a limited use licence for the original download only. Please consider the time and effort put into this project and **don't give it away to others**. Point them to our web page instead, so they can download it directly from there.

COPYRIGHT © 2022 Orthodox Pebbles. All rights reserved. Permission is granted to copy pages specifically for student or teacher use only by the person who downloaded the file from our web site. The reproduction of this product for any other use is strictly prohibited. Copying any part of this product and placing it on the internet without permission (even on a personal/classroom website/blog) is strictly prohibited.

Thank you for being fair and respectful of our work.



Follow us on YouTube:
[Channel: Orthodox Pebbles](https://www.youtube.com/channel/OrthodoxPebbles)



Follow us on Pinterest:
pinterest.com/orthodoxpebbles



Follow us on Facebook:
facebook.com/orthodoxpebbles



Follow us on Instagram:
instagram.com/orthodoxpebbles