



Resources for Teaching
our budding rocks of faith

HOLY CHRISMATION

Activities for teaching young Orthodox Christian children about the Holy Mystery



HOLY CHRISMATION

The symbol of this Mystery is...

The chrism or myrrh

The Mystery in the Gospels:

John 14: 16-17

A PHRASE FROM A HYMN:

*As many of you as were baptized into Christ
have put on Christ. Alleluia.*

The Mystery of Holy Chrismation takes place together with the Mystery of Holy Baptism. Through both of these Mysteries, we become **members of the Orthodox Church**. At the Mystery of Holy Chrismation, the **Gifts of the Holy Spirit** are bestowed upon us. From that moment on, our body becomes the home of the Holy Spirit, and we must take good care of it.

What happens?

- On our face, chest, hands, and feet, the priest anoints us with holy chrism (a mixture of oil, wine, and aromatics). Each time, he says, "*the seal of the gift of the Holy Spirit. Amen.*"
- We are given a cross necklace to wear.



HOLY MYSTERY:

The symbol of this Mystery is...

In this Mystery...

The Mystery in the Gospels:

**Draw a picture inspired by the icon
or the service.**

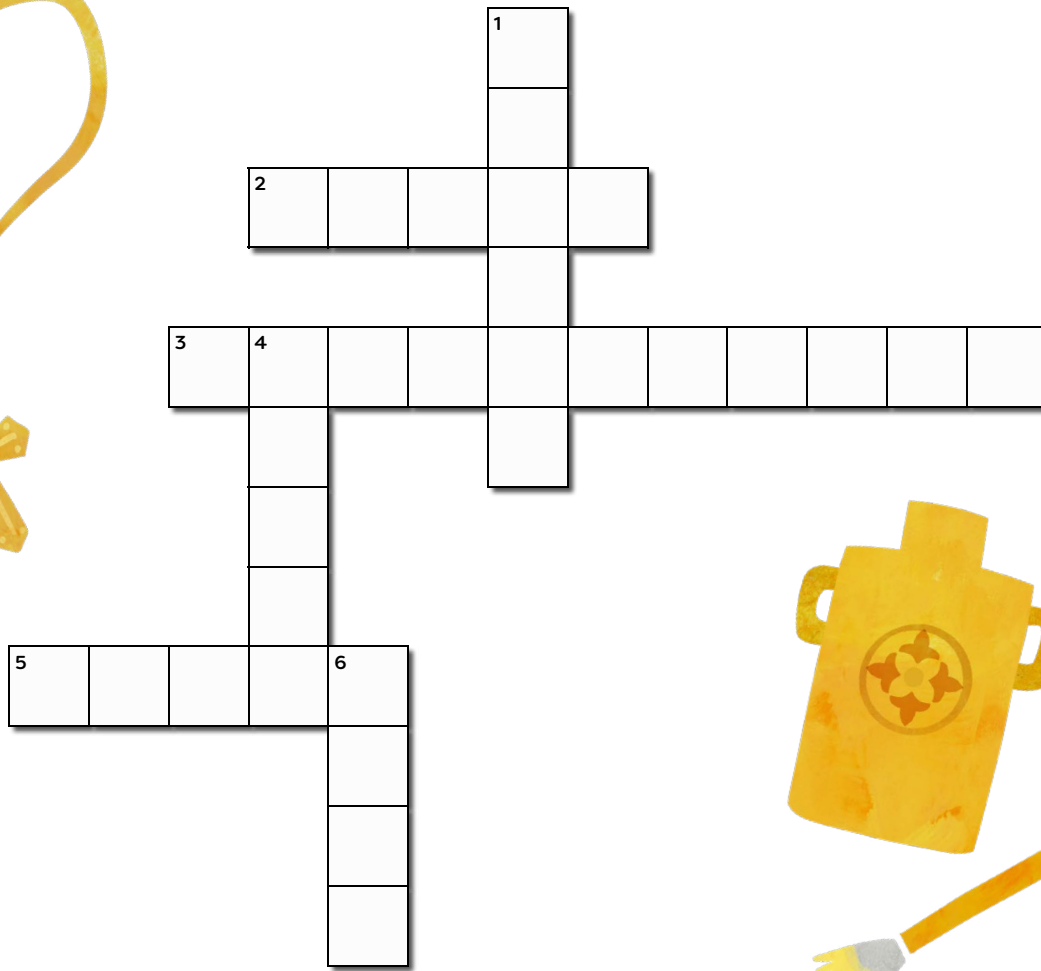
**A PHRASE FROM A HYMN
OR PSALM:**

HOLY CHRISMATION - CROSSWORD PUZZLE



Fill in the crossword puzzle using the following words:

CHRISMATION - CHRISM - HANDS - MYRRH - SEAL - CROSS



Across

- 2. Another word for 'chrism'.
- 3. At this Mystery, we receive the Gifts of the Holy Spirit.
- 5. At the end of the Mystery of Chrismation, we are given a necklace to wear that has a ...

Down

- 1. The Gifts of the Holy Spirit are conveyed through a mixture of oil, wine, and aromatics called ...
- 4. We are chrismated by being anointed on our face, chest, feet and ...
- 6. At our Chrismation, the priest says, 'the ... of the gift of the Holy Spirit'.

HOLY CHRISMATION - WORD PUZZLE

At the Mystery of Chrismation, we receive the Gifts of the Holy ...

To find out, write on each line the letter that, in the alphabet, comes before the one you see.



T Q J S J U

HOLY CHRISMATION - WORD PUZZLE




What does the priest say during Holy Chrismation? To find out, copy every other letter to the spaces below.

TJHRETSXELAQLPOVFITJHPESGFIZFXTNOMF
OTGHHWHROYLIYPSAPDIGRJILTZACMBEMN

[illegible]

HOLY CHRISMATION - LABEL THE IMAGES

Cut the images from the following page and glue each one in the appropriate box.



The chrism or myrrh is a blessed mixture of oil, wine, and aromatics.



The priest anoints us with chrism and the Gifts of the Holy Spirit are bestowed upon us.



We are given a cross to wear to show that we belong to our Lord Jesus Christ.

HOLY CHRISMATION - LABEL THE IMAGES



HOLY CHRISMATION - BOARD GAME



The following two pages can be used to easily make a board game. Print out the following page to make the game board. Laminate or print on card stock for sturdiness. To make the spinner, follow the instructions on the page after next. Alternatively, a die can be used.

To play the game, you will need:

- The game board
- The spinner or one die
- Board game pawns or any small colored objects than can be used as placeholders (buttons, large beads etc.)

How to play

The point of the game is to go over important facts about the Mystery of Chrismation in a fun and interactive way. All placeholders are placed on **START**. The first player spins the spinner or throws the die and moves his/her placeholder a corresponding number of squares. The spinner directs the player to either move forward or backward in the game. If a die is used, then the player only moves forward.

The player reads aloud the information on the square that s/he landed on. Then s/he has to close his/her eyes and repeat the information in his/her own words.

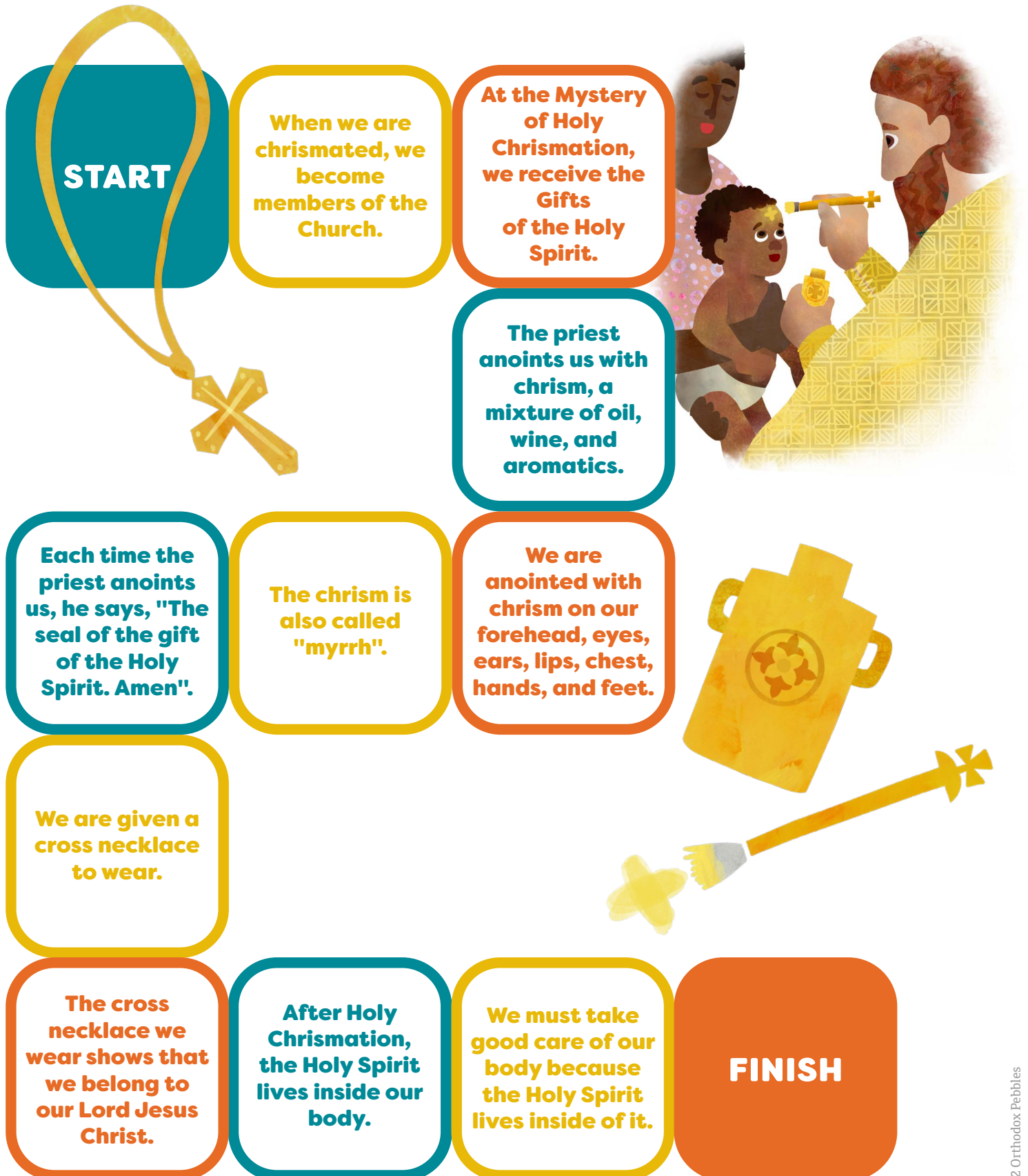
If using the spinner, there are two choices of actions, depending on the results of the spinner.

- **The placeholder had moved FORWARD**
If the player remembers the facts correctly, the placeholder stays where it landed. If not, it returns to its previous position.
* This is also what happens if a die is being used instead of the spinner.
- **The placeholder had moved BACKWARD**
If the player remembers the facts correctly, the placeholder goes back to its original position. If not, it stays where it landed.

After the action is performed, the next player takes a turn. The first player to reach **FINISH** wins. If there is no time to cover the whole board, the player who moved closer to FINISH wins.



HOLY CHRISMATION - BOARD GAME



HOLY CHRISMATION - BOARD GAME

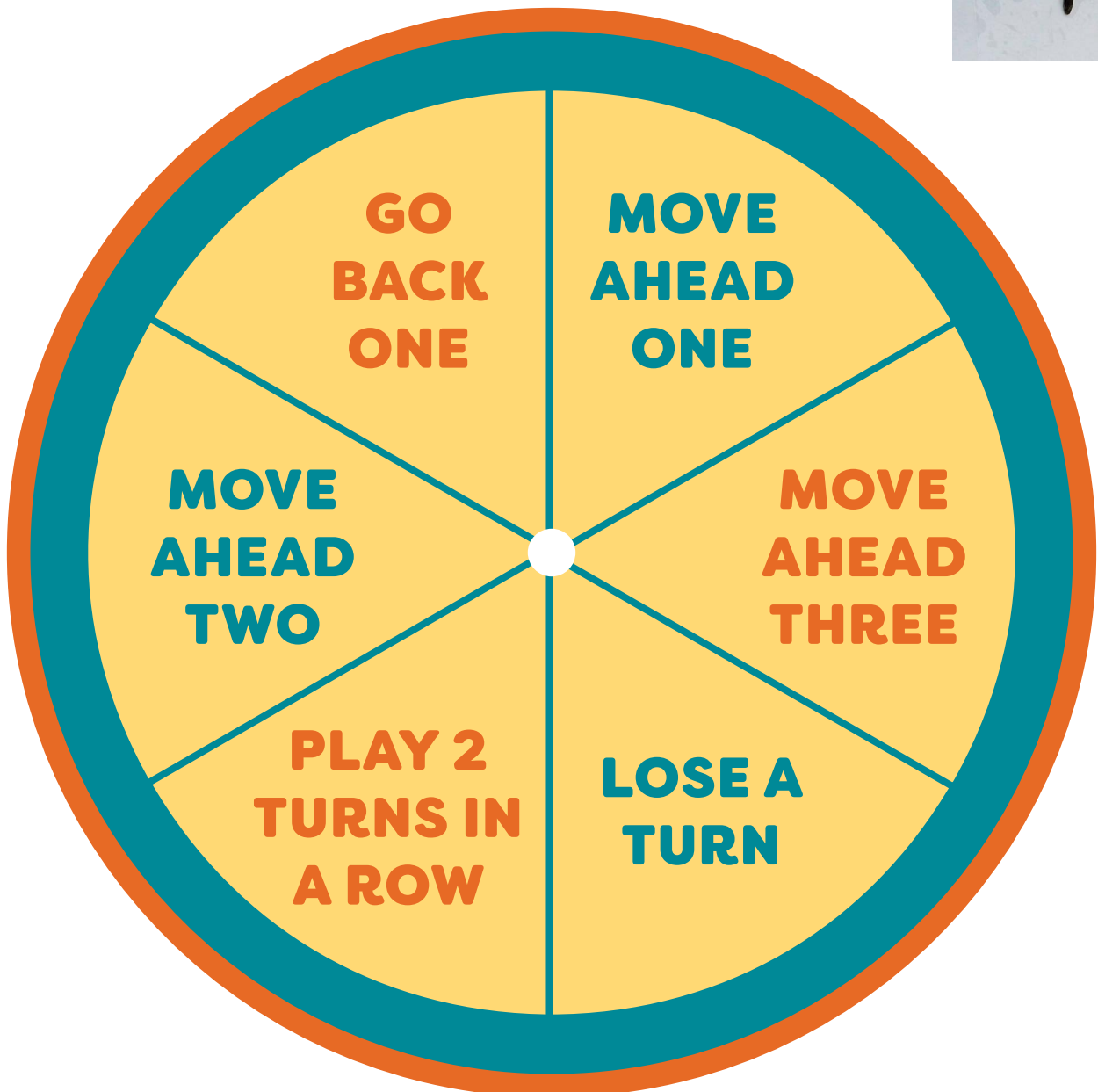
SPINNER

Print out this page. For sturdiness, print on plain paper and laminate, or use premium printer paper or card stock. Cut out the circle below.

To make the spinner, you will need:

- The circle cut-out
- A brad (metal paper fastener)
- A paper clip
- A piece of packing tape

Punch a small hole in the center of the paper circle. Insert the brad through the hole. Fold the back of the brad mid-way, not at the top, so that the brad is poking up from the paper circle about half an inch. Tape the brad on the back of the circle. Slide the paper clip on the brad. Ready to spin!





Resources for Teaching
our budding rocks of faith

THANK YOU

for downloading this file.

We hope you enjoyed using it.

We will be happy if you visit us again at www.orthodoxpebbles.com.

Terms of use:

This file comes with a limited use licence for the original download only. Please consider the time and effort put into this project and **don't give it away to others**. Point them to our web page instead, so they can download it directly from there.

COPYRIGHT © 2022 Orthodox Pebbles. All rights reserved. Permission is granted to copy pages specifically for student or teacher use only by the person who downloaded the file from our web site. The reproduction of this product for any other use is strictly prohibited. Copying any part of this product and placing it on the internet without permission (even on a personal/classroom website/blog) is strictly prohibited.

Thank you for being fair and respectful of our work.



Follow us on YouTube:
[Channel: Orthodox Pebbles](https://www.youtube.com/channel/OrthodoxPebbles)



Follow us on Pinterest:
pinterest.com/orthodoxpebbles



Follow us on Facebook:
facebook.com/orthodoxpebbles



Follow us on Instagram:
instagram.com/orthodoxpebbles